




DO PLECHU - POZINK, HLINÍK, NEREZ, VYSEKNEME:




žaluzie 60x10 mm



Oválky 5x20 mm




Čtverečky 10x10 mm



kosočtverce 47x20 mm



Uzavíratelná




Dírky 5 mm

OHRANĚNÍ

min. 4 mm - 90°

nebo

min. 5 mm - 45°



Nebo rovný okraj.
V rozích můžou být
dírký pro montáž.